

China

DISCOVER DATASTREAM

REFINITIVTM

DATA IS JUST
THE BEGINNING



China Data Expansion in 2019

- Major investment to offer a leading database of nationally and internationally sourced content from over 130 different Economic data organisations, some unique to Refinitiv.
- In excess of 350,000 Economic series covering National, Regional, Provincial, City & County level indicators.
- History back to 1950's for some series.
- Over 6,000 city level forecasts from specialist forecasting organisation - Oxford Economics.
- Historical time series available for 22 focused industries
- Complementary content expanded for China including Fixed Income, Commodities, Treasury, Indices, Fixed Income Indices.
- In Partnership with Fathom Consulting; users can access a dedicated China Chartbook (via CBOOK App in Eikon) demonstrating the value of this major content addition. Clients can also listen to their China Podcast (Search "Fathom in Conversation" in podcast apps).



China Data Expansion in 2019

BREAKDOWN OF CHINA ECONOMIC CONTENT

Data Type	Sourcing
National Macro	National Accounts and Balance of Payments, Production, Construction, Government and Public Finance, Demographic and Labour market, domestic trade and household survey, monetary inflation, foreign trade, banking, interest and foreign exchange rates, business and economic surveys.
Provincial Macro	Sourced from 34 provinces
City Level Historic	Sourced from 662 cities
City Forecasts	Sourced from 286 cities and 30 provinces
County Level	Sourced from the 2,852 counties

BREAKDOWN OF INDUSTRIAL / SECTOR CONTENT

Sector Level			
Agriculture	Electricity	Medicine	Textile
Appliances	Electronics	Paper and pulp	Tourism
Building Materials	Financial	Petrochemicals	Transportation
Business	Food	Petroleum	Vehicles / Boat / Rail
Car Manufacturing	Insurance	Real Estate	
Coal	Machinery	Steel	

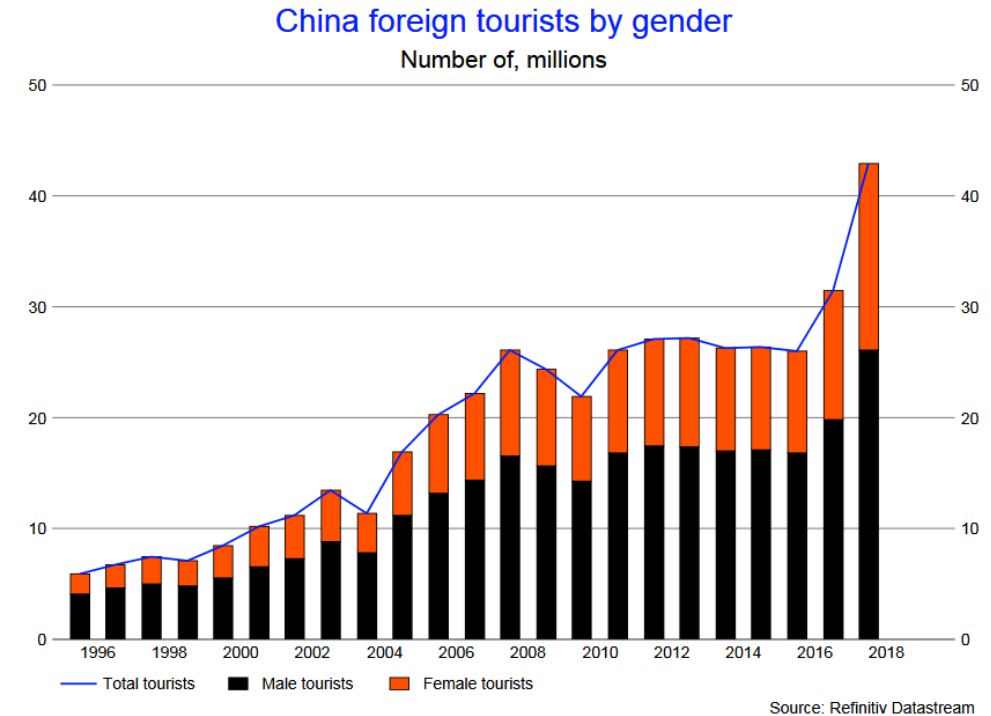


Datastream has over 120 sources for Economics content in China

National sources	National Industrial sources	International Sources	International Sources	International Industrial Sources	Unique or Refinitiv Calculates Sources
Bank of China Limited	Agricultural Bank of China	ASR - Absolute Strategy Research	Markit Economics	British Petroleum	China Customs/Thomson Reuters
CBRC - China Banking Regulatory Commission	Baidu, Inc.	Bank of Italy	Ministry of Finance of Ukraine	CRU International Limited	Cornell/INSEAD/WIPO
China Bond	CAAM - China Association of Automobile Manufacturers	Blue Chip Economic Indicators	MNI Indicators	Motor Intelligence	Country Risk Ranking
China Central Depository & Clearing Co., Ltd.	Caixin Media Company Limited	Centaline Group	OECD Analytical House Prices Indicators	World Steel Association	Datastream
China Customs	CANSI - China Association of the National Shipbuilding Industry	Citigroup Inc.	OECD Annual National Accounts	Bank for International Settlements	Fathom Financial Consulting Limited
China Index Academy	CATARC - China Automotive Technology and Research Center	Consensus Economics Inc.	OECD Economic Outlook	EIA - Energy Information Administration, United States	Ministry of Human Resources and Social Security, China/Thomson Reuters
China Land Price Information Service Platform	CCTD - China Coal Transportation and Distribution Association	DG ECFIN AMECO	OECD Main Economic Indicators	ehomeday.com	Oxford City Data
China Statistical Information and Consultancy Service Centre	cheshi.com.cn	Economic Policy Uncertainty	OECD Quarterly National Accounts	OICA - International Organization of Motor Vehicle Manufacturers	Reuters Polls
CMBC - New Supply	China Construction Bank	Economist Intelligence Unit	Oxford Economics		Thomson Reuters
Hong Kong Monetary Authority	China Construction Machinery Association	Eurostat	The Conference Board		Thomson Reuters GFMS
Ministry of Agriculture, China	China Electricity Council	IMF - Balance of Payments	U.S. Census Bureau		Thomson Reuters/Ipsos
Ministry of Civil Affairs of the Peoples Republic of China	China Insurance Regulatory Commission	IMF - Coordinated Direct Investment Survey	U.S. Department of Agriculture	International Business & Governance Sources	Thomson Reuters/National Bureau of Statistics of China
Ministry of Commerce of the People's Republic of China	China Iron and Steel Association	IMF - Coordinated Portfolio Investment Survey	U.S. Department of Energy	Notre Dame Global Adaptation Initiative	National Bureau of Statistics of China/Thomson Reuters
Ministry of Finance People's Republic of China	China Petroleum and Chemical Industry Federation	IMF - Direction of Trade Statistics	University of Groningen, PWT	Global Entrepreneurship Research Association	State Administration of Foreign Exchange, China/Thomson Reuters
Ministry of Human Resources and Social Security, China	Civil Aviation Administration of China	IMF - Financial Soundness Indicators	WES - World Economic Survey, IFO	Transparency International - Corruption Perceptions Index	The People's Bank of China/Thomson Reuters
Ministry of Industry and information Technology of the PRC	ICBC - Industrial and Commercial Bank of China	IMF - Fiscal Monitor	Westpac/MNI Indicators	World Bank, Doing Business	Baker Hughes Incorporated
Ministry of Transport of the Peoples Republic of China	Ministry of Culture and Tourism of the People's Republic of China	IMF - Government Finance Statistics	World Bank GDF	World Bank, World Development Indicators	Main Economic Indicators OECD/Thomson Reuters
National Bureau of Statistics of China	NEA - National Energy Administration, China	IMF - International Financial Statistics	World Bank Group - Worldwide Governance Indicators	World Economic Forum - Global Competitiveness Report	
National Health Commission of the Peoples Republic of China	SEAJ - Semiconductor Equipment Association of Japan	IMF - International Reserves Template	World Bank IDS	Country Risk Rankings	
Shanghai Stock Exchange	Semiconductors Industry Association/WSTS - World Semiconductor Trade Statistics	IMF - World Economic Outlook	World Bank QEDS		
Shenzhen Stock Exchange	Shanghai Shipping Exchange	International Labour Organization	World Bank QPSD		
State Administration of Foreign Exchange, China	SIPF - China Securities Investor Projection Fund Corporation	J.P. Morgan	World Bank WDI		
State Post Bureau of the Peoples Republic of China		JD Finance			
The People's Bank of China		JEDH - Joint External Debt Hub			

Datastream Economics

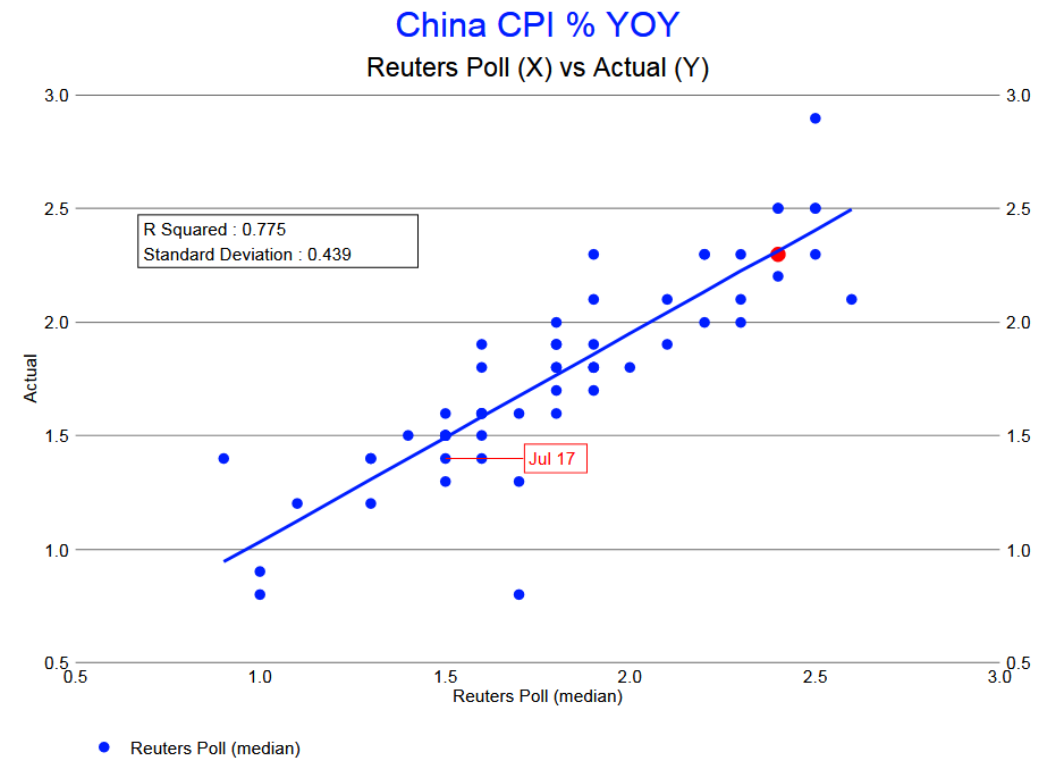
- Use our **Enhanced Meta Data** to full understand details and differences of series available. With detailed methodology , definitions & statistical terms for users to be confident in the data they are displaying
- Find out when a series will be next updated with our **Next Date of Release** information, to help users monitor & anticipate when a series will be released.
- Hyperlinks to **Press Release** statements – to access original source documentation on release for background reading and help understand the release,
- **Predecessor & Successor** series – to enable users to string together longer time series when data source make adjustments.
- **Economics Point in Time** – To understand how a value has been changed on subsequent revisions from the source and go back and see how the market reacted to the original release.
- **High speed updates** – Be first to see content updates, and be able to react to market movements of economic releases.
- **Long histories** – We aim to provide the longest possible history, so you can analyse the data across economics cycles.



Datastream's vast content

DATASTREAM UNIQUE ECONOMIC CONTENT

- **International Comparable Economics** - This proprietary data set provides standardized versions of 51 key indicators for up to 157 markets so you can more easily compare different economies. Originally published by national sources, the data is adjusted to equivalent statistical form and released on the day of the relevant event.
- **Reuters Polls** – Considered the market benchmark, provide timely insight, enabling better and informed decisions. Coverage is of global market moving economic indicators; series show consensus median, high, low, actual and standard deviation values
- **Unique set of Business & Governance Indicators**
 - Global Entrepreneurship Monitor
 - World Economic Forums Global Competitiveness Index
 - Global Innovation Indices
 - Notre Dame Global Adaption Index
 - Corruption Perception
 - Country Risk Rankings



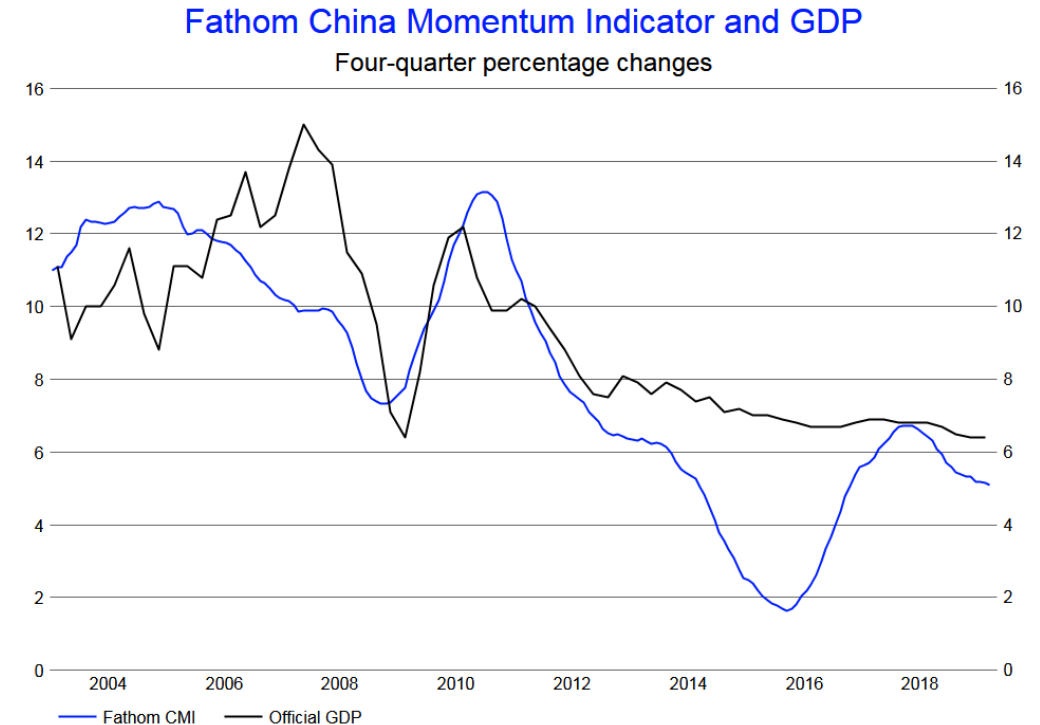
Source: Thomson Reuters Datastream

Discover Datastream Content

DATASTREAM UNIQUE ECONOMIC CONTENT

Fathom Indicators

- China Momentum Indicator, leading measure of China's real growth rate.
- The Sovereign Fragility Index (SFI) is a composite indicator determining sovereign financial fragility.
- The Financial Vulnerability Indicator (FVI) identifies the vulnerability of 177 countries to one or more of four types of financial crisis over the next 12 months
- Fathom's Macroeconomic Policy Indicator (FMPI) measures the stance of macroeconomic policy (monetary and fiscal) across the world's major economies
- Fathom's Economic Sentiment Indicators (ESIs) which distil information from Numerous surveys into a single composite indicator of underlying economic activity
- **Refinitiv / IPSOS Consumer Sentiment** - is a leading indicator to consumer spending – a global survey covering 24 countries – enabling investors to get an understanding of how consumers are feeling about their local economy, personal finances, job security, investment confidence – down to their inclination to make a major capital investment (such as a car) in the next 3 months. As such, it can be used to gauge future company and market performance



Source: Thomson Reuters Datastream

Datastream Dedicate Chartbook

Key Indicators Library Chart **Chartbook** News in Charts Infobase Training Contact Us What's New?

CHARTBOOK Search For Chart Name Contains China GDP In Chartbook Search Reset Results 50 View Thumbnails

04. Refinitiv's expanded China coverage (FAADMIN)

01. Welcome to the Chartbook
 02. Overview
 03. Chart of the week
04. Refinitiv's expanded China coverage
 05. Hot topics (HT)
 05.01 HT - Asia's other trade war
 05.02 HT - Financial Vulnerability Indicator
 05.03 HT - Sino-US trade tensions
 + 06. Fathom Proprietary Indices
 + 07. GEMO 2019 Q2
 + 08. Country Briefs
 + 09. International Comparisons
 + 10. Macro Data
 + 11. Financial Markets Indicators
 + 12. Real estate
 13. Current News in Charts
 14. In depth studies (ID)
 14.01 ID - Macron pushes through reforms
 14.02 ID - President Trump meets European leaders
 14.03 ID - Momentum gathering in Europe
 + 14.04 ID - more

China number of health workers and GDP per capita
 Number of health workers per 1000 people, 2017

China urban population
 Per cent of population that live in urban area, 2017

China urban real wages
 Annual percentage changes

China soybean imports
 Twelve-month percentage change, 3MMA

Page: 1 / 1

Cross Asset Coverage for China

- Datastream provides users with a cross asset view on China to enable users to understand the full depth of this dynamic economy.
- Full equity coverage from major exchanges, IBES forecasts, Worldscope fundamentals & ESG fields.
- Over 6,000 city level forecasts from specialist forecasting organisation - Oxford Economics.
- Corporate & Sovereign Bond coverage with extensive data fields & ratings
- Options coverage from Dalian Commodity, Shanghai & Zhengzhou exchanges
- All major national & international indices covered.
- Key futures markets covered for Commodities, Equity, ETF, Bonds, etc.
- All major commodity series from major suppliers including Platts, Steel Home, Asian Metals and local data sources.
- Datastream has all relevant FX & interest rates from WM Reuters, Bank of China, JP Morgan, Peoples Bank of China + more

Series Type	Number of Series
Economics	364,643
Bond Indices	502
Equities	7,988
Equity Indices	6,434
Unit Trusts	9,218
Options	275,026
Bonds & Convertibles	18,783
Interest Rates	336
Commodities	4,691
Credit Default Swaps	404
Constituent Lists	3,287
Exchange Rates	65
Futures	8,922

THANK YOU