

Responsible Servicing behavior metrics and scores: Loan churn

September 2021

Responsible behavior in a servicing context is the practice of extending fair and reasonable terms to borrowers throughout the life of the loan in the regular servicing processes; to facilitate the measurement of and highlight the extent of potentially predatory practices within a deal or market segment, quantitative-based metrics have been developed.

Loans issued and then passed to the three different Government Sponsored Enterprises (GSEs) (GNMA, FNMA, and FHLMC) have been considered as separate universes, due to the different eligibility requirements. In this research, we focus on loans originated after the Great Financial Crisis (GFC) within the Ginnie Mae universe.

Overview of Methodology

Refinancing is an important tool for borrowers to maintain control over long-term debt, and the charging of fees by the servicer for administrative processes is standard and justly applied. However, loan churn is understood to be the process of encouraging borrowers to refinance repeatedly in a short time frame since the origination of their loan with little benefit to the borrower, with the servicer benefiting from these administrative fees at each refinance – this forms one of the metrics within the Responsible Servicing theme of Yield Book's ESG Framework.

Servicers engaging in these practices have been detected through monthly analysis of servicing activity within the Ginnie Mae universe over 2016 to 2018, covering some 4 million individual loans, with some interesting cases emerging. We observe those servicers displaying high proportions of recently-issued loans refinancing within a short time span, across their entire serviced universe. While market conditions are of course a key reason that refinancing may be particularly high in any particular month, we can observe relative behavior between peers, and find outliers.

AUTHORS

Research

Jake Katz

Senior Non-Agency RMBS Modeller

Joe Corrado

Non-Agency RMBS Data Scientist

Octavian Ceban

Data Scientist

Product

Katie Prideaux

Sustainable Investment Analytics Product Specialist

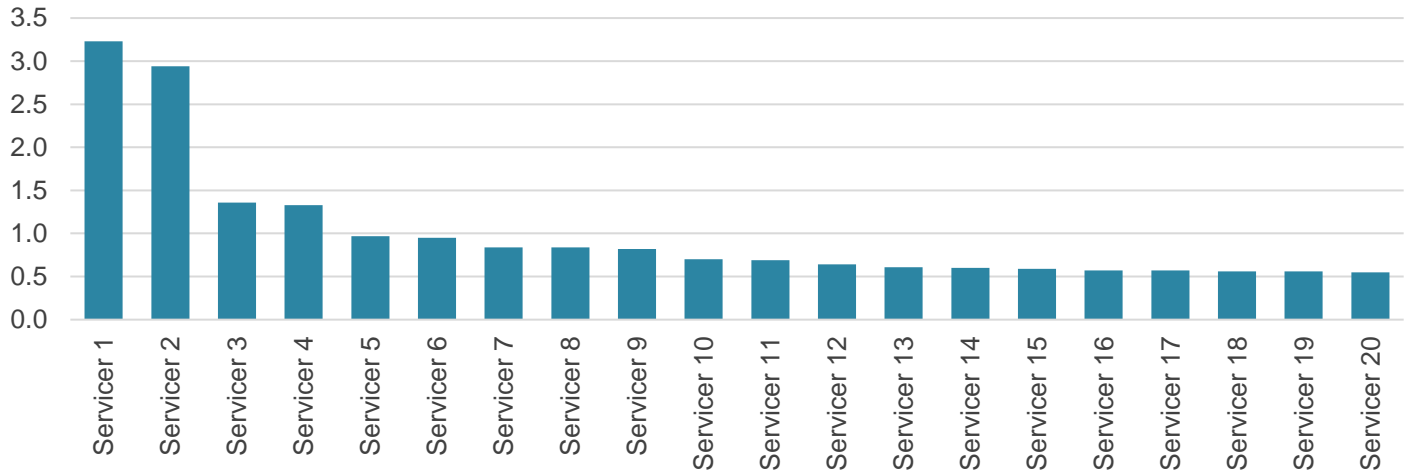
Vlad-Ionut Ene

Quantitative Analyst

Results

Figure 1 shows the average rates of refinancing for 200,000 young loans across 2016-2018, showing large deviations in expected rates per servicer.

Figure 1. Young loan refinancing rates per servicer over 2016-2018

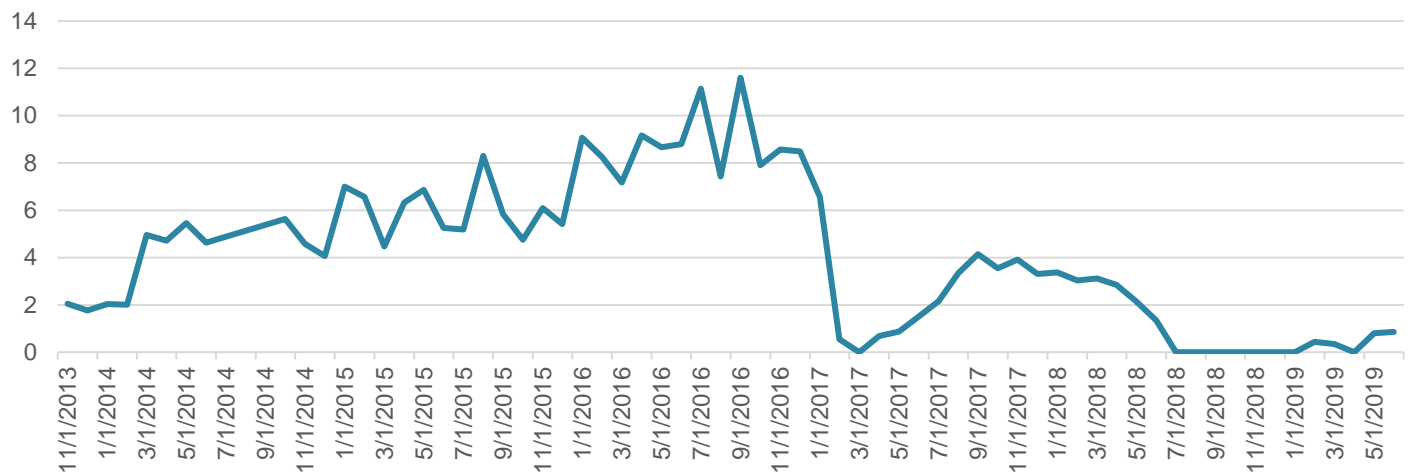


Source: Yield Book

To explore this behavior in depth, we analyzed behavior month by month per servicer, with some interesting cases emerging.

NewDay Financial was observed to maintain high relative rates of refinancing of young loans throughout 2016-2018, peaking in September 2016. This behavior was detected by Ginnie Mae in late 2017, ultimately leading to their expulsion from their Veteran Affairs (VA) programs alongside Nations Lending. Although rates started decreasing to 2 or 3% by mid-2018, the servicer remained in the top 20 rates for many following months.

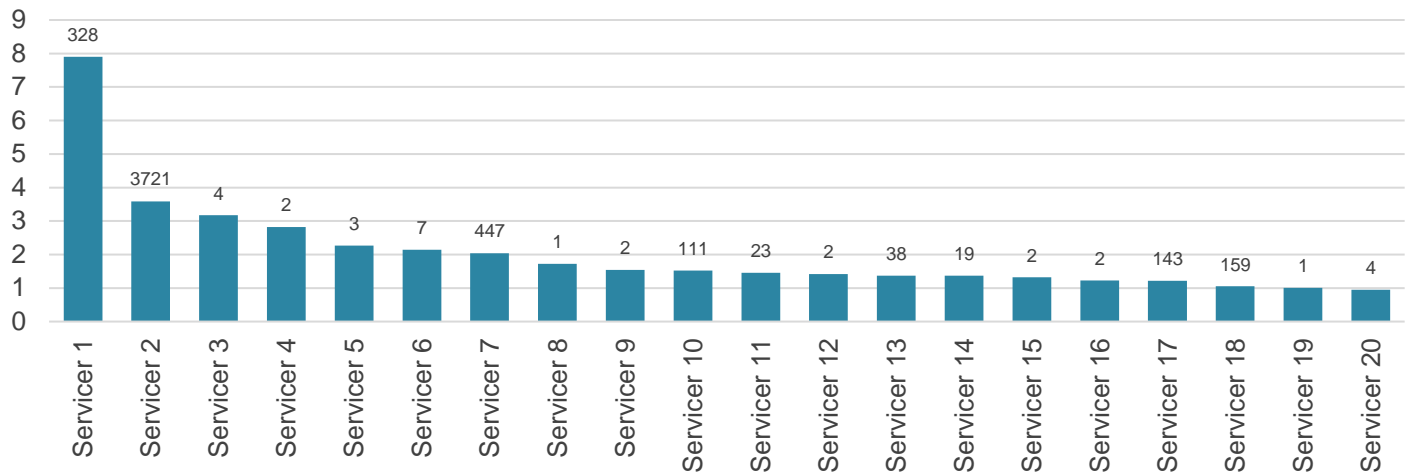
Figure 2. Monthly young loan refinancing rates for NewDay Financial



Source: Yield Book

Also part of this behavior is Freedom Home Mortgage Corp, occurring from late 2016 to early 2017. While dwarfed by the rate from NewDay Financial, we observe a high rate and number of young refinanced loans relative to the market, signaling potential behavior issues.

Figure 3. Servicers with 20 highest refinancing rates of young loans in October 2016



Source: Yield Book

Conclusion

Loan churn – as a recognized indicator of irresponsible and potentially predatory behavior – has been observed in various contexts and verified by known historical events and actions taken by Ginnie Mae. While supervisory regimes have been tightened since for VA programmes, the approach outlined above can be extended to behaviors under other GSEs and other programmes within Ginnie Mae too, and can help detect these issues in a timely manner.

About Yield Book

Yield Book is a trusted and authoritative source for fixed income analytics that enables market makers and institutional investors to perform complex analysis of their portfolios, benchmarks, trading decisions, historical performance, and risk. Yield Book products offer analytical insight into an extensive range of financial products in the fixed income space including governments, agencies, corporates, high yield, emerging markets, mortgages, ABS, CMBS, CMOs, and derivatives. The platform utilizes dedicated centralized servers that help ensure reliable, prompt data delivery. Yield Book forms part of London Stock Exchange Group's Information Services Division, which includes FTSE Russell, a global leader in indexes.

To learn more, contact us at sales@yieldbook.com or visit our website: yieldbook.com

Americas

+1 646 989 2200

EMEA

+44 20 7334 8963

Asia-Pacific

Hong Kong +852 2164 3333

Tokyo +81 3 4563 6346

Taipei +866 2 8726 9778

© 2021 London Stock Exchange Group plc and its applicable group undertakings (the "LSE Group"). The LSE Group includes (1) FTSE International Limited ("FTSE"), (2) Frank Russell Company ("Russell"), (3) FTSE Global Debt Capital Markets Inc. and FTSE Global Debt Capital Markets Limited (together, "FTSE Canada"), (4) MTSNext Limited ("MTSNext"), (5) Mergent, Inc. ("Mergent"), (6) FTSE Fixed Income LLC ("FTSE FI"), (7) The Yield Book Inc ("YB") and (8) Beyond Ratings S.A.S. ("BR"). All rights reserved.

FTSE Russell® is a trading name of FTSE, Russell, FTSE Canada, MTSNext, Mergent, FTSE FI, YB and BR. "FTSE®", "Russell®", "FTSE Russell®", "MTS®", "FTSE4Good®", "ICB®", "Mergent®", "The Yield Book®", "Beyond Ratings®" and all other trademarks and service marks used herein (whether registered or unregistered) are trademarks and/or service marks owned or licensed by the applicable member of the LSE Group or their respective licensors and are owned, or used under licence, by FTSE, Russell, MTSNext, FTSE Canada, Mergent, FTSE FI, YB or BR. FTSE International Limited is authorised and regulated by the Financial Conduct Authority as a benchmark administrator.

All information is provided for information purposes only. All information and data contained in this publication is obtained by the LSE Group, from sources believed by it to be accurate and reliable. Because of the possibility of human and mechanical error as well as other factors, however, such information and data is provided "as is" without warranty of any kind. No member of the LSE Group nor their respective directors, officers, employees, partners or licensors make any claim, prediction, warranty or representation whatsoever, expressly or impliedly, either as to the accuracy, timeliness, completeness, merchantability of any information or of results to be obtained from the use of FTSE Russell products, including but not limited to indexes, data and analytics, or the fitness or suitability of the FTSE Russell products for any particular purpose to which they might be put. Any representation of historical data accessible through FTSE Russell products is provided for information purposes only and is not a reliable indicator of future performance.

No responsibility or liability can be accepted by any member of the LSE Group nor their respective directors, officers, employees, partners or licensors for (a) any loss or damage in whole or in part caused by, resulting from, or relating to any error (negligent or otherwise) or other circumstance involved in procuring, collecting, compiling, interpreting, analysing, editing, transcribing, transmitting, communicating or delivering any such information or data or from use of this document or links to this document or (b) any direct, indirect, special, consequential or incidental damages whatsoever, even if any member of the LSE Group is advised in advance of the possibility of such damages, resulting from the use of, or inability to use, such information.

No member of the LSE Group nor their respective directors, officers, employees, partners or licensors provide investment advice and nothing contained herein or accessible through FTSE Russell products, including statistical data and industry reports, should be taken as constituting financial or investment advice or a financial promotion.

Past performance is no guarantee of future results. Charts and graphs are provided for illustrative purposes only. Index returns shown may not represent the results of the actual trading of investable assets. Certain returns shown may reflect back-tested performance. All performance presented prior to the index inception date is back-tested performance. Back-tested performance is not actual performance, but is hypothetical. The back-test calculations are based on the same methodology that was in effect when the index was officially launched. However, back-tested data may reflect the application of the index methodology with the benefit of hindsight, and the historic calculations of an index may change from month to month based on revisions to the underlying economic data used in the calculation of the index.

This document may contain forward-looking assessments. These are based upon a number of assumptions concerning future conditions that ultimately may prove to be inaccurate. Such forward-looking assessments are subject to risks and uncertainties and may be affected by various factors that may cause actual results to differ materially. No member of the LSE Group nor their licensors assume any duty to and do not undertake to update forward-looking assessments.

No part of this information may be reproduced, stored in a retrieval system or transmitted in any form or by any means, electronic, mechanical, photocopying, recording or otherwise, without prior written permission of the applicable member of the LSE Group. Use and distribution of the LSE Group data requires a licence from FTSE, Russell, FTSE Canada, MTSNext, Mergent, FTSE FI, YB, BR and/or their respective licensors.

TO THE EXTENT THAT ANY INDICATIVE PRICING INFORMATION IS PROVIDED HEREUNDER (THE "VALUATION") AS PART OF THE DATA AND/OR MODELS, SUCH VALUATION IS BEING PROVIDED AT CUSTOMER'S REQUEST FOR CUSTOMER'S INFORMATION PURPOSES ONLY AND IS NOT INTENDED AS AN OFFER OR SOLICITATION FOR PURCHASE OR SALE OF A SECURITY OR A CONTRACTUAL OBLIGATION (COLLECTIVELY, THE "FINANCIAL INSTRUMENTS"), INCLUDING THE FINANCIAL INSTRUMENTS SPECIFIED HEREIN. ANY VALUATION IS ONLY AN ESTIMATE AS OF THE DATE PROVIDED AND THE ACTUAL MARKET PRICE OF THE FINANCIAL INSTRUMENTS CAN BE DETERMINED ONLY WHEN AND IF EXECUTED IN THE MARKET; CONSEQUENTLY, ANY VALUATION MAY NOT REFLECT LEVELS AT WHICH: (A) ACTUAL TRANSACTIONS MAY OCCUR OR HAVE OCCURRED OR (B) COLLATERAL CALLS MAY BE MADE. THERE MAY BE NO OR MAY NOT HAVE BEEN ANY SECONDARY TRADING MARKET FOR ANY SUCH FINANCIAL INSTRUMENTS. ANY VALUATION MAY INCORPORATE INFORMATION FROM THE MOST ACTIVE MARKETS TO WHICH A SOURCE HAS ACCESS AND, CONSEQUENTLY, MAY NOT REPRESENT AN

ESTIMATE OF THE VALUE OF THE PARTICULAR FINANCIAL INSTRUMENT IN THE MOST ACTIVE MARKET TO WHICH OTHERS MAY HAVE ACCESS.

Any Valuation is only an estimate of LSE Group or third-party data providers as to the general value of the specified Financial Instruments, as of the dates indicated, and are subject to change at any time without notice. Each Valuation is only one view as to the estimated general value of a particular Financial Instrument at a particular point in time.

Any Valuation may take into account a number of factors including, but not limited to, any one or more of the following: (a) general interest rate and market conditions; (b) macroeconomic and/or deal-specific credit fundamentals; (c) valuations of other financial instruments which may be comparable in terms of rating, structure, maturity and/or covenant protection; (d) investor opinions about the respective deal parties; (e) size of the transaction; (f) cash flow projections, which in turn are based on assumptions about certain parameters that include, but are not limited to, default, recovery, prepayment and reinvestment rates; (g) administrator reports, asset manager estimates, broker quotations and/or trustee reports, and (h) comparable trades, where observable. LSE Group's view of these factors and assumptions may differ from other parties, and part of the valuation process may include the use of proprietary models. Any Valuation is based upon information derived from sources believed to be reliable; however, LSE Group have not independently verified such information. In addition, reports may be available only periodically and with a delay and accordingly, where any Valuation relies upon the most recently available information in such reports for a transaction, any Valuation may be based on information that may not be current as of the valuation date.

LSE Group is not acting as your advisor, agent or fiduciary in providing any Valuation to you. To the extent permitted by law, LSE Group expressly disclaim any responsibility for or liability (including, without limitation liability for any direct, punitive, incidental or consequential loss or damage, any act of negligence or breach of any warranty) relating to: (a) the accuracy of any models, market data input into such models or estimates used in deriving any Valuation, (b) any errors or omissions in computing or disseminating any Valuation, (c) any changes in market factors or conditions or any circumstances beyond LSE Group's control, and (d) any uses to which such Valuation is put. You are responsible for your own independent verification and should consult with your own auditors and other advisors with respect to any Valuation and before deciding the uses to which any Valuation may be put. Specifically, LSE Group does not assert that any Valuation is appropriate for the purposes of valuing particular Financial Instruments in your financial statements in accordance with the requirements of your local accounting framework (for example FASB Statement No. 157 "Fair Value Measurements" under US GAAP or International Accounting Standard No. 39 "Financial Instruments: Recognition and Measurement").

LSE Group and any third-party data provider may make a market in or engage in transactions in the Financial Instruments referred to herein. Any Valuation may be affected by those parties' own transactions and own quotations.